

## 2021 PoolPac™ Range



# PoolPac™ Introduction

Indoor pool halls offer unique HVAC challenges which, if not addressed properly, can have catastrophic consequences. By their very nature, indoor pool halls are humid, toxic, corrosive, energy demanding environments that require specialised HVAC systems to ensure the occupants and the building fabric are adequately protected. Some of the challenges presented by pool halls include:

- Controlling humidity to acceptable levels in order to prevent mould growth, occupant discomfort and degradation of the building and its contents when condensation occurs on colder surfaces.
- Providing sufficient ventilation to manage airborne chlorine levels. Chloramines can produce obnoxious odours, in addition to skin, eye and respiratory irritation.
- Protecting equipment as chloramines are highly corrosive.
- Maintaining temperature efficiently as pool halls are typically large spaces with vast glazed surfaces.

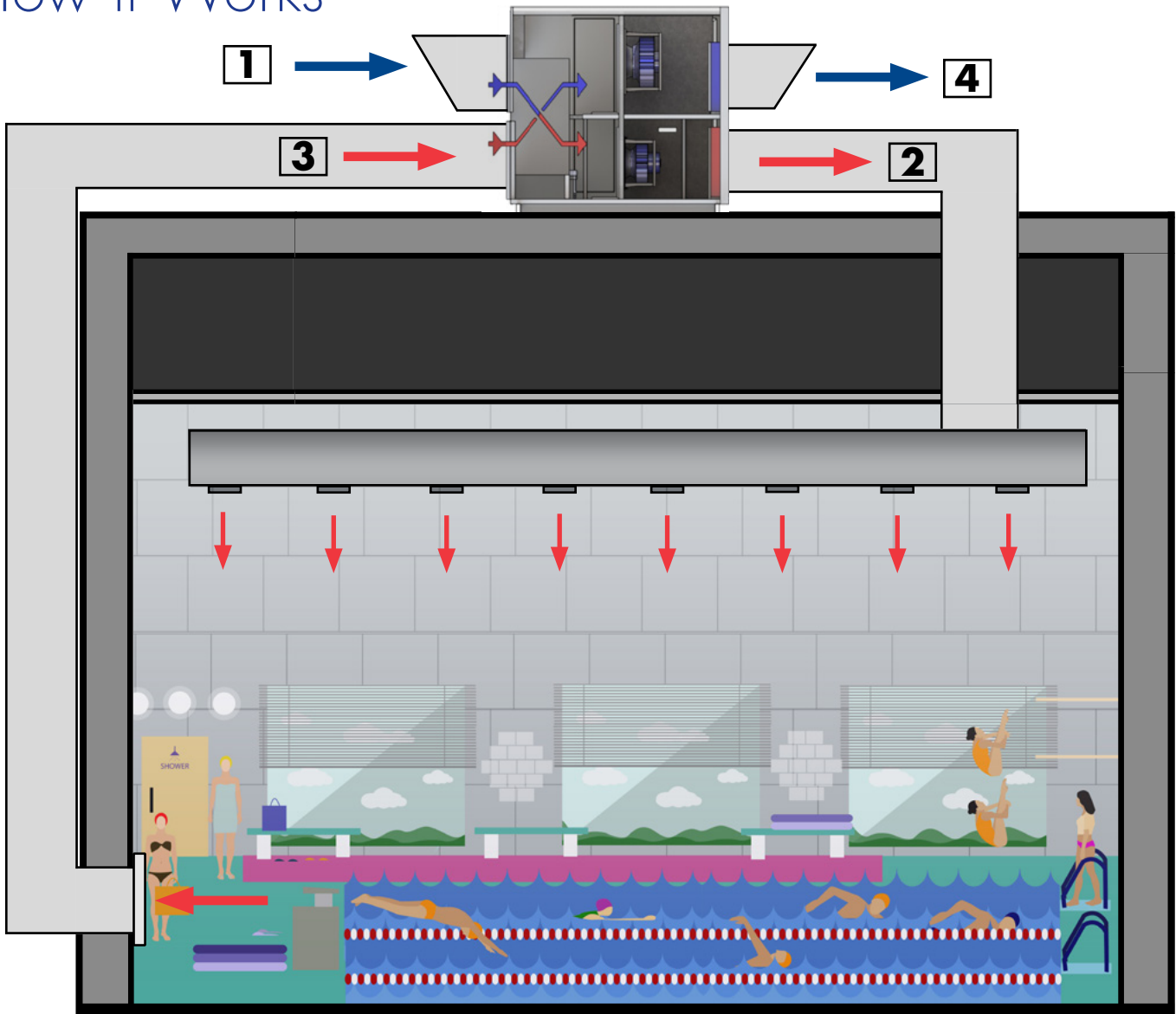
To overcome these challenges, Air Change have been supplying PoolPac™ units for the past 20 years to heat and ventilate pool projects ranging from very large commercial aquatic centres to small residential indoor pools.

By combining air-to-air heat recovery technology that can withstand this highly corrosive environment with a reverse cycle DX heat pump, the Air Change PoolPac™ is able to ventilate and provide pool hall temperature control in an energy efficient manner. PoolPac™ units are manufactured with resilient components and surface treatments that have been proven to withstand the harsh indoor pool environment.

With nominal airflows ranging from 750l/s to 6500l/s, and design options available, there is a PoolPac™ solution to meet the requirements of any pool project. Contact one of our experienced sales engineers for a detailed unit selection.



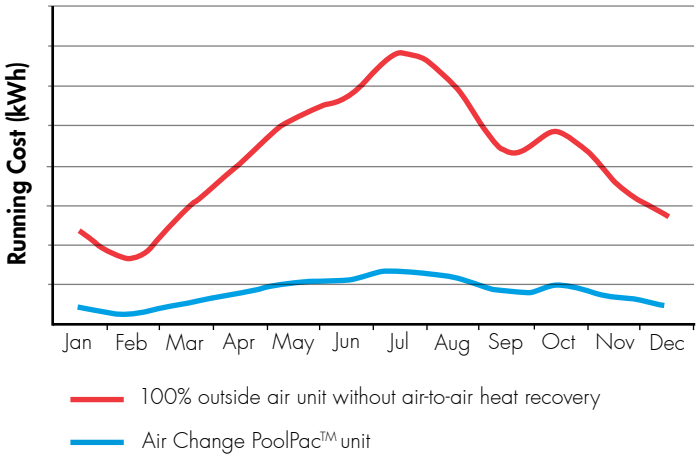
# How it Works



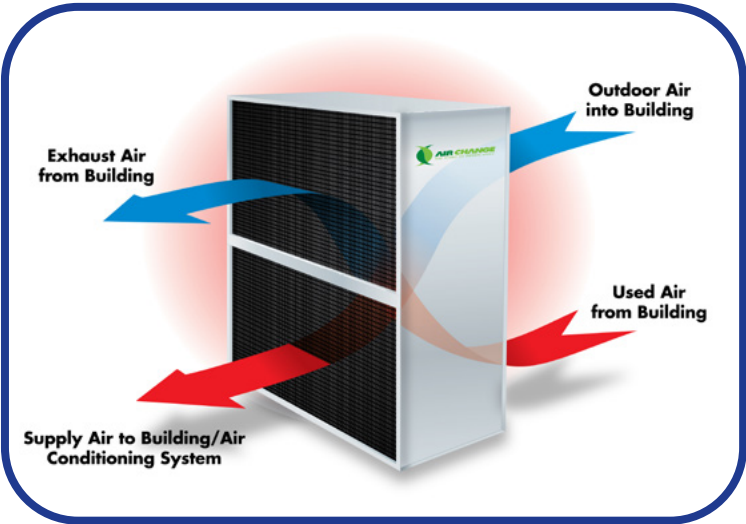
Heating Mode Scenario

1. 100% fresh outside air enters the unit and passes through an air-to-air heat exchanger where it recovers heat from the return air (stage 3) that is to be exhausted.
2. Once the air has been pre-heated passing through the air-to-air heat exchanger, additional heat is added by a DX condenser coil to maintain the desired room temperature. Typically room temperature should be kept a couple degrees higher than the pool water temperature to limit pool heat loss. Introducing fresh air controls the room humidity and chlorine concentration.
3. Warm humid air returns to the unit where it exchanges heat with the cold fresh air before it is exhausted from the building.
4. Before the warm humid air is exhausted outside, any surplus energy in this energy rich airstream is absorbed by the DX evaporator coil which boosts the system COP.

Outside Air Load Modelling - Sydney Example



# Features



## Air-to-Air Heat Exchangers

Air Change's unique counterflow plate heat exchangers provide optimal heat transfer between outside air and return air, reducing the outside air load with significant running cost savings. The sensible-only transfer media that is used in PoolPac™ units is impervious to moisture, meaning that humidity is not reintroduced back into the indoor space. The polymer plate construction ensures corrosion resistance in harsh pool environments.

# Features



## EC Supply Air and Exhaust Air Fans

EC fans offer optimal levels of energy efficiency. They also have high static pressure development, making them suitable for applications requiring high filtration grades or long ductwork runs.



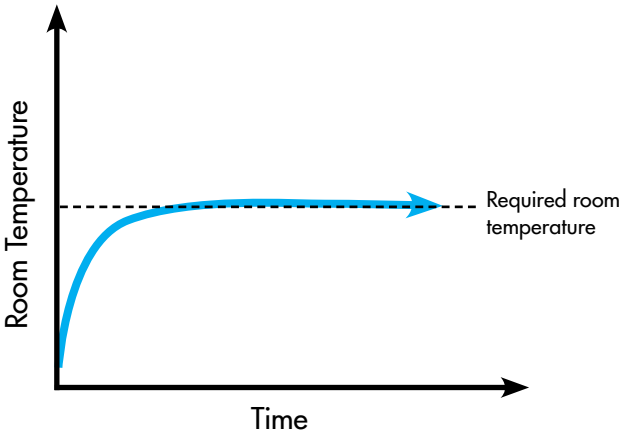
## BLDC Inverter Compressors (Optional)

The variable capacity of inverter compressors provide a match of heating or cooling capacity with the heating or cooling load. Because the load and capacity are matched, inverter compressors offer enhanced energy efficiency during capacity turn-down due to the reduced compressor lift. As DX systems typically spend minimal time at full design load, this translates to significant seasonal energy savings.

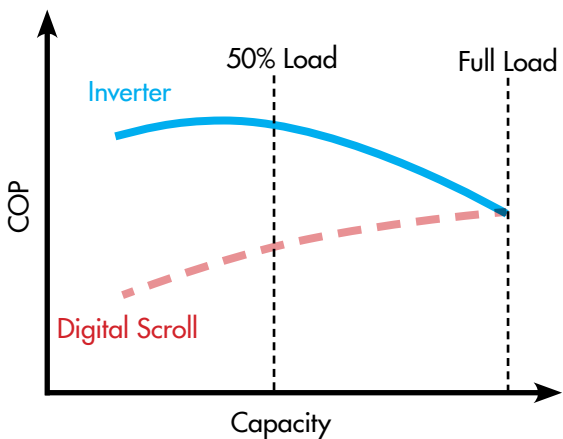


## ClimaSync Control System (Optional)

The optional ClimaSync Control System ensures optimal performance and reliability. The control logic and operational functions are programmed to meet the requirements of each project. Features include proactive thermostat logic, performance status and trends, advanced protection logic, alarm histories, and time scheduling. Unit operation is achieved through touchscreen human machine interface, high level interface, or through online connectivity.



Smooth and steady control of room temperature achieved by inverter compressors.



Indicative COP vs. capacity profiles of inverter and digital scroll compressors.



## Corrosion Resistance

All components of PoolPac™ units are specially selected or treated for corrosion resistance to ensure reliable operation and longevity in harsh indoor pool environments.



Recent Projects



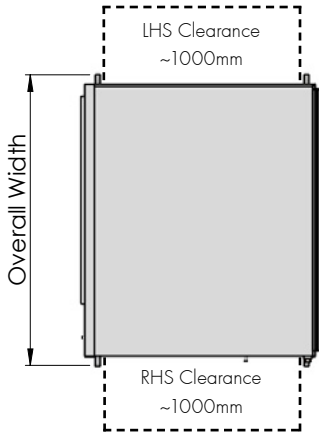
- Dubbo Hydrotherapy Pool, NSW
  - Ryde Aquatic Centre, NSW
  - Ashfield Aquatic Centre, NSW
  - Fairfield Leisure Centre, NSW
  - Wangaratta Aquatic Centre, VIC
  - Melbourne Grand Apartments, VIC
  - Belgravia Kids Gym & Swim, VIC
  - Shayne Reese Swimming, VIC
  - Concordia College, QLD
  - Caboolture Aquatic Centre, QLD
- Morayfield Health Hub, QLD
  - Sandgate Aquatic Centre, QLD
  - Vibe Hotel Hobart, TAS
  - Swancare Leisure Centre, WA
  - Atwell College, WA
  - Aloha Surfhouse, WA
  - Renmark Recreational Centre, SA
  - Swimtastic Auckland, NZ
  - Selwyn Aquatic Centre Extension, NZ
  - Waterworld Hamilton, NZ



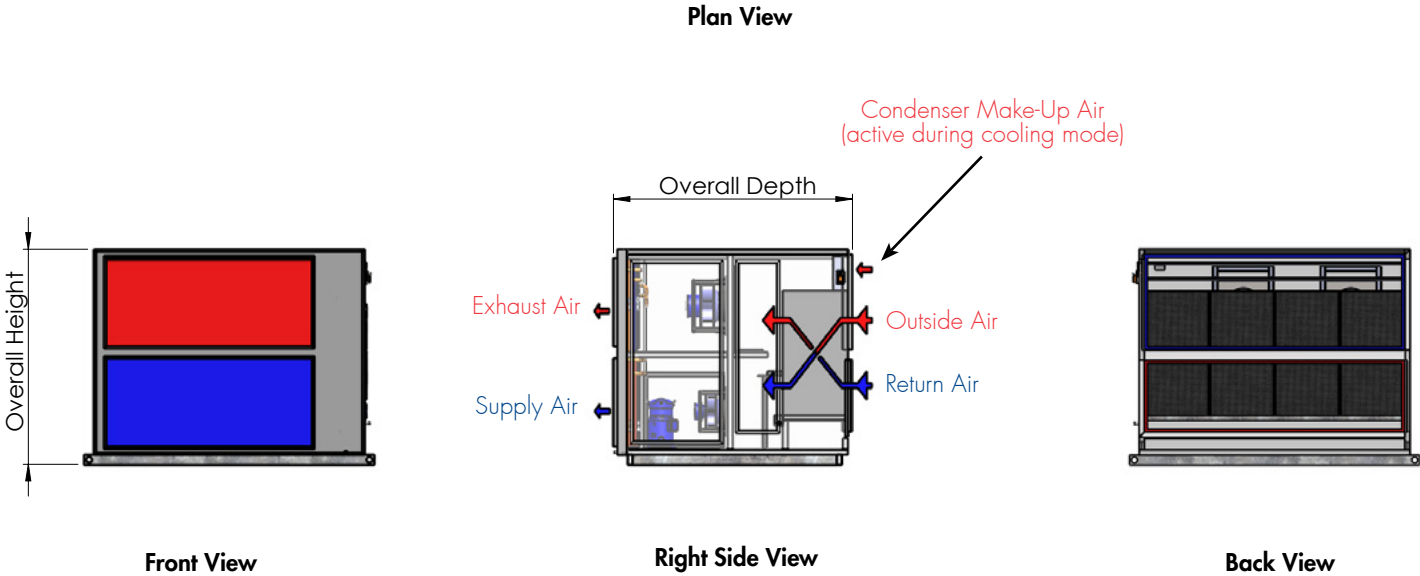
Technical Data

		ACPP												
Model Number:		750	1000	1200	1400	1700	2000	2300	2800	3200	3600	4200	5000	6500
Supply Air (l/s)		750	1000	1200	1400	1700	2000	2300	2800	3200	3600	4200	5000	6500
Return Air (l/s)		750	1000	1200	1400	1700	2000	2300	2800	3200	3600	4200	5000	6500
Outside Air		100%												
Condenser Make-Up Air (l/s)		450	600	400	360	540	240	900	700	600	2200	2000	1700	700
Exhaust Air (RA + CMA) (l/s)		1200	1600	1600	1760	2240	2240	3200	3500	3800	5800	6200	6700	7200
Comp. Capacity	Cooling (kW)	16	20	20	23	32	32	40	45	52	65	70	82	96
	Heating (kW)	20	25	25	29	40	40	52	59	68	85	91	107	125
Comp. Stages (Fixed Speed)		1	1	1	1	1	2	2	2	2	2	2	2	2
Refrigerant		R407C for Standard Fixed Speed Compressors. R410A for Optional Inverter Compressors												
Fan Type		3 Phase EC Plug Fans - Variable Speed												
Volts / Ph / Hz		415 / 3 / 50												
Construction		50mm PU Sandwich Panel												
Weight (kg)		600	650	750	750	800	1250	1250	1650	1700	1750	1800	2100	2500
Dimensions														
Overall Depth (mm)		1630	1630	1630	1630	1630	2350	2350	2390	2390	2390	2390	2500	2350
Overall Width (mm)		1760	1950	2200	2200	2200	2250	2250	2900	2900	2900	2900	3550	4200
Overall Height (mm)		1450	1450	1550	1550	1550	1950	1950	2145	2145	2145	2145	2285	2450

\*Specifications are subject to change. Refer to project certified documentation for finalised details.



Outside air and return air filter boxes supplied by others.



# Contact Us

## Air Change Australia

### New South Wales (Head Office)

2 Ashford Ave, Milperra NSW 2214

**Phone** (02) 8774 1400

**Email** sales@airchange.com.au

### Queensland

Unit 3, 78 Logan Rd,  
Woolloongabba QLD 4102

**Phone** (07) 3891 1974

**Email** sales.qld@airchange.com.au

### Victoria

Suite 3A, 529 Burwood Rd, Hawthorn VIC  
3122

**Phone** (03) 9482 1010

**Email** sales.vic@airchange.com.au

## Australian Distributors

### South Australia & Northern Territory

#### Industrial Air

14 Princess St, Beverley SA 5009

**Phone** (08) 8354 0088

**Email** info@industrialair.com.au

**Website** www.industrialair.com.au

### Western Australia

#### Industrial Air

Unit 17, 16 Sustainable Ave, Bibra Lake WA  
6163

**Phone** (08) 9418 2448

**Email** paul@industrialair.com.au

**Website** www.industrialairwa.com.au

### North Queensland

#### Capricorn Air Conditioning

13 Mackley St, Garbutt QLD 4814

**Phone** (07) 4775 5222

**Email** sam2@capaircon.com.au

### Tasmania

#### Major Air - Launceston

76 York St, Launceston TAS 7250

**Phone** (03) 6344 6888

**Website** www.majorair.com.au

#### Major Air - Hobart

Unit 2, 10 Lampton Ave,  
Derwent Park TAS 7009

**Phone** (03) 6273 6455

**Website** www.majorair.com.au

## Air Change South East Asia

### Malaysia

No 61, Jalan iPark 1/1  
Perindustrian iPark 81000 Bandar  
Indahpura, Johor

**Phone** (+60) 7662 6299

## New Zealand Distributors

### Cooke Industries

31 Station Rd, Penrose, Auckland 1061

**Phone** +64 (0)9 579 2185

**Email** sales@cookeindustries.co.nz

**Website** www.cookeindustries.co.nz

## South East Asian Distributors

### Thailand

#### Synergine (Thailand) Co.Ltd

18/6 Sukhumvit 22  
Sukhumvit Rd, Khlong Toey  
Bangkok 10110

**Phone** (+66) 851487312

**Email** w.manprasit@synergine.com.hk

### Indonesia

#### PT Smart Chiller Systems

CEO Suites, One Pacific Place Tower  
15th Floor, Jl. Jen. Sudirman Kav. 52-53  
12190 Jakarta

**Email** mp@smartindonesia.com

**Phone** (+62) 21 2550 2413

### Singapore

#### Energy Supplies & Engineering (S) Pte Ltd

61 Bukit Batok Crescent, #03-07B Heng  
Loong Building, Singapore 658078

**Contact 1-** Desmond Tan

**Email** desmond@esengrg.com

**Phone** (+65) 9736 9956

**Contact 2-** Andrew Nah

**Email** andrew@esengrg.com

**Phone** (+65) 9771 8186



For more than 20 years, Air Change has provided unique equipment and engineering solutions for local and international clients using our internationally patented heat and energy recovery technology. During that time, we have developed a comprehensive range of energy efficient products to deliver controlled indoor climate conditions satisfying the requirements of all project stakeholders: the developer, the design engineer, and the building's owner and occupants.

[www.airchange.com.au](http://www.airchange.com.au)

© Air Change Australia Pty Ltd 2021  
202012POOLPAC

Air Change Pty Ltd products internationally patent protected

Refrigerant Trading Authorisation No: AU23586



### Multi Award Winning Technology

**ARBS Industry Awards** "Product Excellence" Winner 2018

**AIRAH** "Product of the Year" Winner 2017

**AIRAH** "Excellence in Innovation" Winner 2012 & 2013